

# INTRODUCTION

*Write On – Wipe Off* books are engaging, versatile learning tools that can be enjoyed over and over again. The colorful pages are highly durable and allow for easy erasing. These books work with all dry-erase markers and resist ghosting—the remnants of faint print marks. Fill each page and then just wipe away and start again! To ensure your child can use these pages many different times, make sure they erase their writing fairly quickly after the ink dries. Do not leave writing on the page for an indefinite amount of time, otherwise it may be hard to erase.

---

This book will help your child build a deeper understanding of the numbers 0–30. The visually stimulating activities provide practice recognizing and forming numbers correctly, counting numbers, and comparing number amounts.

Look through the pages with your child and practice a few different activities. Encourage them to trace and print each number as neatly as possible. You don't want to mix up a six and a zero or a one and a seven!

Recognizing amounts or groupings without counting, *subitizing*, is an essential math skill. Think of how recognizable the number patterns on dominoes have become. Point out groupings of numbers 1–10 with your child. Notice patterns. This will help when trying to understand numbers greater than 10.

Additional activities include graphs, before-and-after numbers, and dot-to-dot pages for sequencing practice.

Let's get started!

# ZERO, ONE, AND TWO



Directions: Trace and write the numbers.

0

1

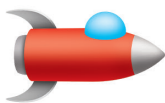
2

Directions: Count and write the number of animals in each box.




# OUTER SPACE COUNTDOWN

**Directions:** How many of each item can you find? Write the numbers in the boxes below.



# DINOSAUR MAZE

**Directions:** Help the dinosaur find her baby. Follow the numbers 1–18 in the correct order.



11 12 13 14 15 16 17 18 19 20

